



EVERLAST CLIMBING™

A **PLAYCORE** Company



Table of Contents

ABOUT EVERLAST CLIMBING	4
CLIMBING WALL ANATOMY	5

CLIMBING

TRAVERSE WALLS

Standard Wall	6
Magna Wall	7
Relief-Feature Wall	8
Magna Relief-Feature Wall	9
Discovery Dry-Erase Wall	10
Discovery Blackboard Wall	11
Adaptive Traverse Wall	12
Superior Rock Wall	13
Mural Wall	14
WeeKidz Traverse Wall	15

TOP ROPE WALL	16
---------------------	----

COMBINATION WALL	18
------------------------	----

INSTALLATION	19
--------------------	----

MATS & MAT LOCKING SYSTEMS

Safety Mats	20
Mat Locking System	21

GROPERZ HAND HOLDS

Traverse Wall Route-Setting Guide	22
Hand Hold Anatomy	22
Route-Setting Hand Holds	23
Character Holds	24
Alphabet & Number Holds	24
Ball Holder	24
Adaptive Hand Holds	24

ADD-ONS & ACCESSORIES

Traverse Wall Challenge Course	25
Discovery Plates	26
Magna Flags	26
Pedometers	26
Overhang	27
StartFIT Wall System	27

TEACHING TOOLS	28
----------------------	----

TRAINING & INSPECTION

Traverse Wall & Top Rope Wall Training	29
Inspections & Retraining	29

JUNGLE GYM

SAFARI JUNGLE GYM ELEMENTS

Monkey Bars	30
Wild Web	30
Circle Steppers	30
Swing Steppers	30
Plank Walk	32
Retractable Elements & Mat Locking System	32

TEAM BUILDING

Team-Building Activities	33
--------------------------------	----

AQUATICS

POOL CLIMBING WALL	34
--------------------------	----

OUTDOOR

PLAYGROUND WALLS	36
------------------------	----

NATUREROCKS CLIMBING BOULDERS

Granite Boulders	38
Sandstone Boulders	39

NATUREROCKS PLAY PIECES

Log Tunnel	40
Half Log Balance Beam	40
Fallen Tree Balance Beam	40
Log Bench	40
Stepping Stones	40
Tree Stumps	40
Tree Slices	40
Stepping Turtles	40

FITNESS

StartFit Classroom Activity Packages	42
StartFit Warm-Up & Fitness Circuit Packages	43
WeeKidz Balance Beams	44
WeeKidz Challenge Course	45
Biking & Dero ZAP	46

TERMS & CONDITIONS	47
--------------------------	----

Engaging, Inspiring and Enabling Physical Activity

**Climbing Walls • Outdoor Nature Play Pieces • Youth Activity Packages
Indoor Jungle Gym • Training • Team Building • Fitness • Assessment • Activity Guides
Early Childhood Products • Climbing Boulders • Pool Climbing Walls**

Everlast Climbing™ was founded in 1991, with a focus on indoor rock climbing and hand holds. Our passion was fueled and our product line grew as we heard from customers that climbing attracted participants who were previously not engaged in physical activity. Our desire to inspire physical activity in more individuals has led to innovations which have raised the standard for indoor youth climbing.

In 2008, Everlast Climbing became a part of PlayCore®, the country's leading manufacturer of play and recreation solutions. This partnership has brought us where we are today with a dynamic line of climbing walls, boulders, active play pieces and other equipment to inspire physical activity in more and more individuals.

OUR PRODUCTS

- With each product, we engage people of diverse ages, abilities and interests.
- Each piece is manufactured to the highest standards in safety, design and quality.
- We offer innovation with many products that are patented or patent pending.
- The tools provided meet the Physical Activity Guidelines of America.
- Our products align with the National Standards for Physical Education.

OUR SUPPORT

- As a company, we consist of dedicated staff who provide excellent customer service to help you select the products best suited to your needs.
- We offer customized, on-site staff trainings to provide the knowledge and experience necessary to implement successful programs.
- Our packages include curricula and activity guides to maximize the benefits and usage of our products.


OUR PASSION

- We are compelled by the dramatic increase in overweight/obese youth and the corresponding risk for cancer, cardiovascular disease, type-2 diabetes and respiratory problems.
- We value and endorse regular physical education classes and recognize the positive correlation between fitness, academic achievement and emotional well-being.
- We proudly endorse the following organizations and initiatives:




WHAT IS A TRAVERSE CLIMBING WALL?

A **Traverse Wall**® is climbed horizontally, not vertically. Panels are 8' or 10' high and are available in varying lengths. The fun and challenge is making it from one side to the other, rather than to the top. Traverse Walls do not require ropes or harnesses and feature all-age inclusion.




WHAT IS A TOP ROPE CLIMBING WALL?

A **Top Rope Wall** is a vertical climbing wall that requires a harness and safety rope that anchors at the top. This type of wall is typically 20' high and is best suited to adolescent and adult climbers since a partner (belayer) is responsible for the safety of the climber through management of the safety rope. Top Rope Climbing Walls provide vast opportunities for skill development, positive risk taking, team building and trust building. Special equipment and training are required and are included with purchase.



TOO HARD TO CHOOSE? GET A COMBINATION WALL! See page 18 for more details.

CLIMBING | STANDARD WALL™




STANDARD WALL

A Standard Wall features a granite-like look and feel. Each 4' x 8' panel includes the Red-Relief Line®, 20 patented Groperz™ Route-Setting Hand Holds and 66 preset placement options. A 10' high version and a Fire Retardant upgrade are available. 10' walls come with 25 hand holds and 82 preset placement options.

CALL OR VISIT OUR WEBSITE FOR PRICING

STANDARD WALL PACKAGE INCLUDES: Standard Panels; Standard 2-inch Mats; Cordless Mat Locking System; Groperz Route-Setting Hand Holds; Red-Relief Line; Climbing the Walls Activity Guide; Ball Holders Set; Traverse Wall Rules & Guidelines Sign; Safety, Care and Maintenance Instructions; Outlet Frames (if applicable) and Self-Installation DVD (if applicable).

PROTECTED BY U.S. PATENT
EVERLASTCLIMBING.COM/PATENTS



MANY OF OUR WALLS COME WITH OUR SIGNATURE RED-RELIEF LINE, A HELPFUL REMINDER FOR CLIMBERS TO STAY WITHIN THE SAFE CLIMBING ZONE.

MAGNA® WALL | CLIMBING



MAGNA WALL

It's all in the name. Place, remove and arrange magnets while climbing for a truly interactive experience. Set routes, play games and lead cross-curricular activities.

Each 4' x 8' panel includes sentence building, word building and math magnets, 20 patented Groperz Route-Setting Hand Holds and 66 preset placement options, Red-Relief Line and one Discovery Plate. A 10' high version and a Fire Retardant upgrade are available. 10' panels include 25 hand holds and 82 preset placement options.

Available in Magna Blue or Magna Gray.

CALL OR VISIT OUR WEBSITE FOR PRICING

MAGNA WALL PACKAGE INCLUDES: Magna Panels; Standard 2-inch Mats; Cordless Mat Locking System; Groperz Route-Setting Hand Holds; Red-Relief Line; Climbing the Walls Activity Guide; Ball Holders Set; Traverse Wall Rules & Guidelines Sign; Safety, Care and Maintenance Instructions; Sets of Educational Magnets; one Discovery Plate; Outlet Frames (if applicable) and Self-Installation DVD (if applicable).

PROTECTED BY U.S. PATENT
EVERLASTCLIMBING.COM/PATENTS



CLIMBING | RELIEF-FEATURE™ WALL



RELIEF-FEATURE WALL

Rock-like features enhance the climbing experience and add eye appeal to this Traverse Wall panel. Each 4' x 8' panel is uniquely featured with a variety of fixed rock shapes that can be used along with the hand holds to traverse the wall. Test your skills by traversing the entire wall using only the unique rock features. Each panel includes the Red-Relief Line, 20 Groperz Hand Holds and 66 preset placement options. A 10' high option and a Fire Retardant upgrade are available. 10' panels include 25 hand holds and 82 preset placement options.

CALL OR VISIT OUR WEBSITE FOR PRICING

RELIEF-FEATURE WALL PACKAGE INCLUDES: Relief-Feature Panels; Standard 2-inch Mats and Cordless Mat Locking System; Groperz Hand Holds; Red-Relief Line; Climbing the Walls Activity Guide; Set of Ball Holders; Traverse Wall Rules & Guidelines Sign; Safety, Care and Maintenance Instructions; Outlet Frames (if applicable) and Self-Installation DVD (if applicable).



MAGNA® RELIEF-FEATURE™ WALL | CLIMBING

MAGNA RELIEF-FEATURE WALL

The great look of our Relief-Feature panels is available with magnet-accepting capabilities. The rock-like features add climbing challenges and eye appeal, while the metallic properties enable the use of magnetic numbers and letters to engage climbers in a variety of fun and challenging cross-curricular activities. Place, remove and arrange magnets as you climb. Each wall includes word, math and sentence-building magnets and one Discovery Plate. Each 4' x 8' panel includes the Red-Relief Line, 20 Groperz Hand Holds and 66 preset placement options. Available in Magna Blue and Magna Gray. A 10' high option and a Fire Retardant upgrade are available. 10' panels include 25 hand holds and 82 preset placement options.

CALL OR VISIT OUR WEBSITE FOR PRICING

MAGNA RELIEF-FEATURE WALL PACKAGE INCLUDES: Magna Relief-Feature Panels; Standard 2-inch Mats and Cordless Mat Locking System; Groperz Hand Holds; Red-Relief Line; one Discovery Plate; Climbing the Walls Activity Guide; Sets of Educational Magnets; Set of Ball Holders; Traverse Wall Rules & Guidelines Sign; Safety, Care and Maintenance Instructions; Outlet Frames (if applicable) and Self-Installation DVD (if applicable).



PROTECTED BY U.S. PATENT
EVERLASTCLIMBING.COM/PATENTS



CLIMBING | DISCOVERY™ DRY-ERASE WALL

DISCOVERY DRY-ERASE WALL

As its name indicates, the Dry-Erase Panels have a write-on/wipe-off surface that also accept magnets. Use dry-erase markers to transform your climbing wall into a learning laboratory. Each 4' x 8' panel is sold with the Red-Relief Line, 20 Groperz Hand Holds and 66 preset placement options. A 10' high option and a Fire Retardant upgrade are available. 10' panels include 25 hand holds and 82 preset placement options.

CALL OR VISIT OUR WEBSITE FOR PRICING

DISCOVERY DRY-ERASE WALL PACKAGE INCLUDES: Dry-Erase Panels; Standard 2-inch Mats and Cordless Mat Locking System; Groperz Route-Setting Hand Holds; Red-Relief Line; Climbing the Walls Activity Guide; Sets of Educational Magnets; Set of Ball Holders; Set of Dry-Erase markers; Traverse Wall Rules & Guidelines Sign; Safety, Care and Maintenance Instructions; Outlet Frames (if applicable) and Self-Installation DVD (if applicable).

PROTECTED BY U.S. PATENT
EVERLASTCLIMBING.COM/PATENTS



DISCOVERY™ BLACKBOARD WALL | CLIMBING



DISCOVERY BLACKBOARD WALL

This climbing wall features chalkboard panels that accept magnets. As children climb, they can solve math problems, write words or participate in cooperative games—using chalk or magnets! Each wall includes sentence-building, math and word magnets. Each 4' x 8' section is sold with the Red-Relief Line, 20 Groperz Hand Holds and 66 preset placement options. Each section is comprised of two 4' x 4' panels.

CALL OR VISIT OUR WEBSITE FOR PRICING

DISCOVERY BLACKBOARD WALL PACKAGE INCLUDES: Discovery Wall Panels; Standard 2-inch Mats and Cordless Mat Locking System; Groperz Route-Setting Hand Holds; Red-Relief Line; Climbing the Walls Activity Guide; Sets of Educational Magnets; Chalk; Set of Ball Holders; Traverse Wall Rules & Guidelines Sign; Safety, Care and Maintenance Instructions; Outlet Frames (if applicable) and Self-Installation DVD (if applicable).

PROTECTED BY U.S. PATENT
EVERLASTCLIMBING.COM/PATENTS



CLIMBING | ADAPTIVE TRAVERSE WALL®



“ We certainly witnessed the increase of self-confidence in children as they climbed across the climbing wall. They began intimidated and unsure and as they continued to climb across became more sure-footed and finished invigorated and confident; ready to tackle the wall again with untamed enthusiasm. ”

RAIKO MENDOZA
*National Lekotek Center
Director of Business Development*

ADAPTIVE TRAVERSE WALL

The Adaptive Traverse Wall, with its companion activity guide, can help instructors effectively include youth with special needs in their climbing program. The smooth, dry-erase and magnet-accepting surface can be written on and accepts magnets. The grab-bar style hand holds and ledge-style foot holds provide stability and extra support. The Adaptive Traverse Wall is ideal for adapted or inclusive physical education, occupational therapy and physical therapy and provides opportunities to develop balance, body awareness, muscle strength, motor planning and more. Additionally, climbing provides proprioceptive input to improve sensory integration.

The Adaptive Traverse Wall is also well suited for special education classes where learning and movement can be integrated and problem solving, visual attention and concentration can be improved. Each 4' x 8' panel includes 20 Groperz Hand Holds, 4 Adaptive Hand Holds and 2 Adaptive Foot Holds and 66 preset placement options.

CALL OR VISIT OUR WEBSITE FOR PRICING

ADAPTIVE WALL PACKAGE INCLUDES: Adaptive Panels; Standard 2-inch Mats; Cordless Mat Locking System, Adaptive Climbing Holds; Groperz Hand Holds; Red-Relief Line; Climbing the Walls Activity Guide; Adaptive Climbing Activity Guide; Dry Erase Markers; Sentence Building, Word and Math Magnets; Traverse Wall Rules & Guidelines Sign; Safety, Care and Maintenance Instructions; Outlet Frames (if applicable) and Self-Installation DVD (if applicable).

PROTECTED BY U.S. PATENT
EVERLASTCLIMBING.COM/PATENTS

WATCH OUR ADAPTIVE WALL IN ACTION AT: WWW.EVERLASTCLIMBING.COM

SUPERIOR ROCK WALL™ | CLIMBING



SUPERIOR ROCK WALL

These panels were molded from rocks along the North Shore of Lake Superior. They offer an aesthetic real-rock look and feel. Each 4' x 8' section is comprised of two 4' x 4' panels and sold with 20 Groperz Hand Holds and 50 preset placement options. Each panel exhibits unique color variations. 10' high panels are available and include 25 holds and 70 preset placement options.

CALL OR VISIT OUR WEBSITE FOR PRICING

SUPERIOR ROCK WALL PACKAGE INCLUDES: Superior Rock Panels; Standard 2-inch Mats and Cordless Mat Locking System; Groperz Hand Holds; Climbing the Walls Activity Guide; Set of Ball Holders; Traverse Wall Rules & Guidelines Sign; Safety, Care and Maintenance Instructions; Outlet Frames (if applicable) and Self-Installation DVD (if applicable).



CLIMBING | MURAL WALL™



MOUNTAIN SCENE

MURAL WALL

Our Mural Walls bring traverse climbing to a whole new level. Climb in the mountains surrounded by trees, wildflowers, animals and insects or climb into the ocean with turtles, fish and whales with our ready-to-install murals. Or provide custom artwork and climb over mascots, logos or photography – the visual possibilities are endless!

CALL OR VISIT OUR WEBSITE FOR PRICING

MURAL WALL PACKAGE INCLUDES: Mural Panels; Standard 2-inch Mats and Cordless Mat Locking System; Groperz Hand Holds; Climbing the Walls Activity Guide; Set of Ball Holders; Traverse Wall Rules & Guidelines Sign; Safety, Care and Maintenance Instructions; Outlet Frames (if applicable) and Self-Installation DVD (if applicable).

MOUNTAIN SCENE EXTENSION



OCEAN SCENE



CUSTOM



WEEKIDZ® TRAVERSE WALL | CLIMBING



WEEKIDZ TRAVERSE WALL

Our most popular Traverse Wall is available for preschool-age children. With its Magna surface, the WeeKidz Traverse Wall not only helps build gross motor skills, but enables children to work on fine motor skills to place, remove and arrange magnets as they climb. The wall features large child-friendly holds and provides unique opportunities to reinforce learning, like letter, number and shape recognition.

CALL OR VISIT OUR WEBSITE FOR PRICING

WEEKIDZ TRAVERSE WALL INCLUDES: WeeKidz Magna Panels; Standard 2-inch Mats and Cordless Mat Locking System; Groperz Hand Holds; Groperz Critterz Hand Holds; WeeKidz Activity Guide, one Discovery Plate; Red-Relief Line; Set of Letter Magnets; Set of Number Magnets; Traverse Wall Rules & Guidelines Sign; Safety, Care and Maintenance Instructions; Outlet Frames (if applicable) and Self-Installation DVD (if applicable).

PROTECTED BY U.S. PATENT
EVERLASTCLIMBING.COM/PATENTS

FOR EARLY CHILDHOOD & ELEMENTARY FREESTANDING WALLS, VISIT US ONLINE!

CLIMBING | TOP ROPE WALL



TOP ROPE WALL | CLIMBING



TOP ROPE WALL

Are you looking for a more challenging climbing experience? Top Rope Walls offer climbers additional challenges and skill development beyond the Traverse Wall. Not only do Top Rope Walls build on climbers' positive risk-taking and advanced problem-solving skills, they also promote courage, communication and social skills.

Adolescent and adult climbers will thrive on the differentiated challenges featured on our Top Rope Climbing Walls. Vertical climbing facilitates the development of advanced climbing skills as well as opportunities for trust and team building.

Our Top Rope Walls can be customized to meet individual program needs and come equipped with mats, harnesses, carabiners, helmets, rope and belay devices. Also included is an On-Site Top Rope In-service. This one day, hands-on training provides the essential knowledge and skills required to create a rewarding climbing program.

CALL FOR PRICING



CLIMBING | COMBINATION WALL



COMBINATION WALL

Combination Walls are the best of both climbing worlds. Part Traverse Wall and part Top Rope wall, they're ideal for organizations whose participants span a wide age spectrum.

CALL FOR PRICING

“

Another amazing benefit of climbing is the amount of teamwork that takes place on the wall. I've been inspired by the positive encouragement my students give each other, how they work together as a team to reach their goals, and how they pat each other on the back after they achieve together.

”

TIM MCCORD
Titusville ISD - Titusville, PA

INSTALLATION | CLIMBING

PROFESSIONAL INSTALLATION

Have your equipment professionally installed! Everlast Climbing offers factory installation of climbing walls and Safari Jungle Gym elements. We send a team of professionally-trained installers to your site to ensure that the installation process is worry-free, efficient and completed to specifications developed by our Structural Engineer. Our installation staff takes pride in its work and is covered by liability insurance. Additionally, each team member has cleared a comprehensive background check. All of our installations carry a one-year warranty.

Our teams provide installation on Traverse Walls, Top Rope Walls, Kersplash pool climbing walls and the Safari Jungle Gym.

CALL FOR PRICING



“ Great install team. I am very pleased with their professionalism and their adaptive skills. ”

STEVEN BURGER
Liberty Elementary School - Barlett, IL

CLIMBING | SAFETY MATS

2-INCH STANDARD SAFETY MATS

Our 2" Standard Mats provide a comfortable landing surface for climbers. They are constructed of 2" polyethylene foam which is enclosed within an 18 oz. polyester-reinforced vinyl cover. Available in royal blue, red and 6 custom colors.

CALL OR VISIT OUR WEBSITE FOR PRICING

Unless noted, all vinyl is Fire Retardant and meets the NFPA-701 (National Fire Protection Association) and CSFM (California State Fire Marshal) standards. All mats exceed minimum performance requirements of ASTM F2440-04 Standard Specification for Indoor Wall/Feature Padding.



3-INCH PREMIUM SAFETY MATS

Our 3" Premium Safety Mats provide an extra inch of landing surface compared to our 2" Standard Mats. They are constructed of 3" polyethylene foam which is enclosed within an 18 oz. polyester-reinforced vinyl cover. Available in royal blue, red and 6 custom colors.

These industry-leading mats have been tested and meet ASTM Standard F1292-04 (with a critical height of 8' at an ambient temperature of 66°F).

CALL OR VISIT OUR WEBSITE FOR PRICING

CUSTOMIZE YOUR MAT LOCKING® SYSTEM

Upgrade with custom colored mats: green, navy, purple, gray, black and burgundy.



PROTECTED BY U.S. PATENT
EVERLASTCLIMBING.COM/PATENTS



MAT LOCKING® SYSTEM | CLIMBING

EASY STEPS TO LOCKING YOUR WALL

LIFT MAT • HANG LOOP • LOCK SLIDER



CORDLESS MAT LOCKING SYSTEM


Prevent the unauthorized use of your Traverse Wall with our patented Mat Locking System. This CORDLESS version is easy to use; simply hang the nylon webbing loops on the specially-designed holds, push up the red security latch and lock with a few turns of the security bolt. The mats Velcro® to one another and attach to the base of the wall with nylon tabs. A "No Climbing" decal is printed on the outer side to serve as notice that the wall is closed. Installation is required.

UPGRADE WITH SIDELOCKS™

Add extra security to the Mat Locking System with our Sidelocks. This patented upgrade locks each end of your system and prevents someone from climbing in between the mats and the closed climbing wall. Loops on the side of each end mat attach to an additional Mat Locking Hand Hold for complete closure of your wall.

Note: Only available with purchase of a Mat Locking System.

PROTECTED BY U.S. PATENT
EVERLASTCLIMBING.COM/PATENTS



CLIMBING | GROPERZ™ HAND HOLDS

BEGINNER (A–D)

LARGE SIZES
= EASY

INTERMEDIATE (E–H)

VARYING SIZES
= LIGHT CHALLENGE

ADVANCED (I–L)

MEDIUM SIZES
= CHALLENGING

EXPERIENCED (M–P)

VARYING SIZES & SHAPES
= TECHNIQUE BUILDING

GROPERZ ROUTE-SETTING HAND HOLDS

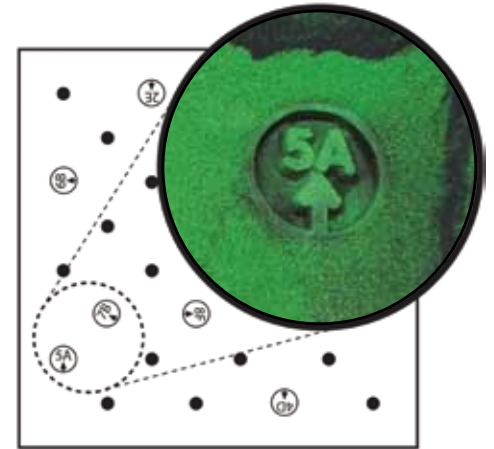
PROTECTED BY U.S. PATENT
EVERLASTCLIMBING.COM/PATENTS

Patented Groperz Hand Holds are included with most of our climbing walls. We have a variety of shapes to offer climbers including pockets, pinches, slopers, jugs, crimps and edges. These high-quality holds are known throughout the climbing industry for their superb design and durability.

- 16 different sets available
- Color-coded to simplify level type when setting routes
- Each hold embossed with identifiers to easily set routes
- Mounting hardware and 5/16" Allen wrench included in each order
- Colors and codes are part of route maps in Route-Setting Guide (not included)

CALL OR VISIT OUR WEBSITE FOR PRICING

Note: Our Route-Setting Guide is not compatible with Relief Feature, Magna Relief Feature, Superior Rock, WeeKidz or Mural Walls.



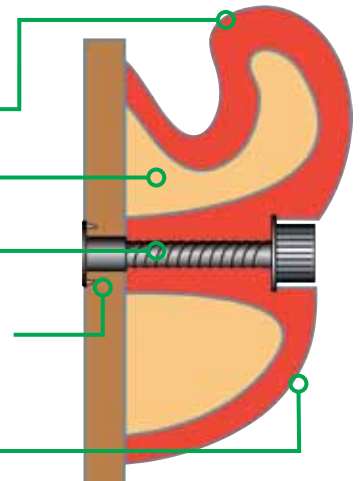
TRAVERSE WALL ROUTE-SETTING GUIDE

The Route-Setting Guide is the only guide of its kind in the industry. The guide is intended for use with our Groperz Route-Setting Hand Holds that are labeled with numbers, letters and arrows to assist instructors with the route-setting process. Instructors can set routes of varying difficulty using the maps illustrated in this guide.

CALL OR VISIT OUR WEBSITE FOR PRICING

ANATOMY OF A HAND HOLD

- Specially designed for children; tendon-friendly and easy to grip.
- Hybrid resin makes holds strong and durable.
- Standardized bolt length and type make mounting and remounting holds easy.
- Hand Holds are bolted into 5/8" mechanically-fastened preset placement options (T-nuts) that are attached to the climbing wall panels with screws. Most panels come with 66 T-nuts. These preset placement options allow for moving holds and adding additional hand holds.
- Special Round Relief Texture is designed for comfort.



GROPERZ™ HAND HOLDS | CLIMBING

GROPERZ ROUTE-SETTING HAND HOLDS (10 PER SET)

PROTECTED BY U.S. PATENT
EVERLASTCLIMBING.COM/PATENTS

SCALE 1" 2" 3" 4" 5" 6"

BEGINNER



SET A



SET B



SET C



SET D

INTERMEDIATE



SET E



SET F



SET G



SET H

ADVANCED



SET I



SET J



SET K



SET L

EXPERIENCED



SET M



SET N



SET O



SET P

CLIMBING | SPECIALTY HAND HOLDS

GROPERZ CHARACTER HOLDS

Reinforce character education concepts with alphabet hand holds that spell out 8 character traits. Mounting hardware included.

SET 1: **CARING, RESPONSIBILITY, HONESTY, RESPECT**

SET 2: **COURAGE, DILIGENCE, KINDNESS, TRUST**

CALL OR VISIT OUR WEBSITE FOR PRICING



GROPERZ ALPHABET & NUMBER HOLDS

Customize your climbing wall with your organization's name, team name, words to inspire climbers or numbers to label your panels. Available in blue or red. Choose from bolt-on, which attach with preset placement options, or easy mount, which attach with wood screws. Mounting hardware included.

CALL OR VISIT OUR WEBSITE FOR PRICING



NOTE: Available in every letter of the alphabet and numbers 1 through 10.

BALL HOLDER

This unique hand hold was specifically designed to hold a ball during activities and initiative games and can also be used as a hand hold. Sold with five activities and mounting hardware.

CALL OR VISIT OUR WEBSITE FOR PRICING



ADAPTIVE HAND HOLDS

Our specially-designed Adaptive Hand and Foot Holds provide the stability and extra support some participants need to be successful on a climbing wall. Hand holds feature a comfortable grab bar that allows for a secure grip. Hand holds can be mounted vertically, horizontally or at an angle for versatility. The Adaptive Foot Holds provide 5" deep ledges that help climbers maintain balance and lessen fatigue. They are available in two lengths.

Adaptive Hand and Foot Holds increase climbing wall accessibility for people with a variety of disabilities or mobility needs and can be mounted on most of our climbing wall panel styles.

Holds are sold in sets of 1 large red foot hold, 1 small blue foot hold and 4 hand holds. Mounting hardware included.

CALL OR VISIT OUR WEBSITE FOR PRICING

Note: Adaptive Hand Holds are only for use with certain Everlast Climbing Walls.



LARGE RED FOOT HOLD
31" X 5"



SMALL BLUE FOOT HOLD
19" X 5"



YELLOW/BLUE HAND HOLD
11" X 17"




TRAVERSE WALL CHALLENGE COURSE

Our patented Traverse Wall Challenge Course offers exciting opportunities for individual and team challenges. Three sizes of foam “noodles” fit into specially-designed Groperz Hand Holds to form loops, lines and starburst obstacles for children to climb over, under, around and through. You can even place balls on your Challenge Course! Set includes: 6 Small Single-Noodle Holds, 6 Large Quintuple-Noodle Holds, 6 - 72-inch Noodles, 10 - 18-inch Noodles, 14 - 12-inch Noodles, 5 Activity Balls, mounting hardware, 5/16” Allen wrench and 5 sample wall activities.

CALL OR VISIT OUR WEBSITE FOR PRICING

PROTECTED BY U.S. PATENT
EVERLASTCLIMBING.COM/PATENTS

CLIMBING | ADD-ONS & ACCESSORIES



DISCOVERY PLATES™

Facilitate cross-curricular activities and games with these magnetic dry-erase plates. Instructors and participants can write on them with dry-erase markers or place magnets on them. They fit easily between the hand holds and your climbing wall. Each set of ten plates includes dry-erase markers, five activities and sets of word, letter and math magnets.

CALL OR VISIT OUR WEBSITE FOR PRICING

PROTECTED BY U.S. PATENT
EVERLASTCLIMBING.COM/PATENTS



MAGNA FLAGS

Fun and eye-catching, Magna Flags are great for game playing and initiative challenges. Each flag hangs from a magnet that fits securely into the bolt hole of a climbing hold and is easy to grab, move, toss and place. They also can be used with Discovery Walls, Magna Walls, Magna Relief-Feature Walls and Discovery Plates. Sold with five activities and as a mixed-color set of 10 in red, yellow and green.

CALL OR VISIT OUR WEBSITE FOR PRICING

PEDOMETERS

StartFIT Pedometers are a simple and effective way to monitor the physical activity level of your participants. Set personal and group goals, record steps and track progress. An extra-large digital display makes reading and programming a breeze. Each pedometer is protected by a hinged cover, a loss prevention strap with spring loaded alligator clip and a 5-year warranty. Lesson plans and Healthy Habits™ Trackers are also included. Set of 30.

CALL OR VISIT OUR WEBSITE FOR PRICING



ADD-ONS & ACCESSORIES | CLIMBING

OVERHANG

Increase the challenge of your Traverse Wall with an Overhang. An Overhang can be added adjacent to your existing wall or if you are in the process of purchasing a new wall, consider adding this desirable challenge. Available in Standard, Magna, Magna Relief-Feature and Relief-Feature surfaces. Typically built at 10° to 12° angles.

CALL OR VISIT OUR WEBSITE FOR PRICING




STARTFIT® SYSTEM

Our StartFIT System is an innovative product designed to increase the fitness-enhancing capabilities of your existing climbing wall. The StartFIT System attaches to your existing climbing wall and creates up to 11 fitness stations. The product package includes resistance tubes of varying length and strength, our detailed StartFIT Guide, individual instruction cards for each exercise station and specially-designed StartFIT Anchors to “host” each station. Available in full and small sets.

CALL OR VISIT OUR WEBSITE FOR PRICING

PROTECTED BY U.S. PATENT
EVERLASTCLIMBING.COM/PATENTS



CLIMBING | TEACHING TOOLS



WE ARE PROUD TO OFFER THE MOST COMPREHENSIVE SET OF EDUCATIONAL CLIMBING MATERIALS AVAILABLE.

CLIMBING THE WALLS™

This comprehensive guide includes everything you need to develop a fun, safe and rewarding climbing wall program. *Climbing the Walls* features 47 creative wall activities including introductory, cross-curricular and challenge activities. The appendix includes safety and maintenance information and other valuable resources.

TRAVERSE WALL ASSESSMENT PACKAGE

An inspiring way to collect, document and celebrate climbers' efforts and progress during the climbing wall unit. Using goal-setting, journaling, rubrics, observations, self-assessment and more, you will be able to comprehensively and objectively assess participants' physical climbing skills, as well as social, emotional and cognitive progress.

CHOOSE WELL, BE WELL™

Promote awareness of proper nutrition and exercise through climbing activities. Children will learn the key components of the MyPlate food guidelines and develop an understanding of the importance of adopting healthy exercise and nutrition habits. Includes a full-color MyPlate activity board (23" x 35") with a dry-erase and magnet-accepting surface; a set of 30 food magnets; a detailed activity guide divided by grade level (1st - 8th) and hardware.

Note: For use on magnet-accepting walls or with Discovery Plates.

CLIMBING FOR CHARACTER™

Link character education with the world of climbing! This unique guide supports the development of eight key character traits: Honesty, Courage, Diligence, Responsibility, Kindness and Caring, Respect, Trustworthiness and Service to Others. *Climbing for Character* contains introductory and background information on character education and cross-curricular lesson plans linking climbing and character traits for children in primary, middle and upper grades.

CLIMB ACROSS AMERICA™

Learn the locations of states and capitals and unscramble facts about our great nation all while enhancing physical fitness levels. The 23" x 25" Climb Across America activity board features a colorful dry-erase and magnet-accepting map of the United States. The package also includes names and capital magnets, an activity guide and hardware.

Note: For use on magnet-accepting walls or with Discovery Plates.



TRAINING & INSPECTION | CLIMBING

TRAVERSE WALL & TOP ROPE WALL TRAINING

Everlast Climbing provides personalized, on-site training for your staff. Our comprehensive, one-day training on Traverse Walls or Top Rope Walls are designed to provide staff with the knowledge and skills necessary to confidently teach a climbing wall unit at their facility and to inspire the adoption of indoor climbing as an additional lifetime fitness activity. The hands-on trainings are facilitated by an experienced educator and include:

- Introduction to climbing and how to include climbing in your program
- Climbing vocabulary, techniques, procedures and equipment
- Climbing activities and assessment
- Opportunities to practice climbing
- Belay technique and practice (for Top Rope Walls)
- Safety and risk management protocols
- Climbing wall and equipment maintenance

Team Building and StartFIT Fitness Trainings are also available.

CALL FOR MORE DETAILS AND PRICING

Note: A Top Rope Wall Training is included with purchase of a Top Rope Climbing Wall.

INSPECTION & RETRAINING

This valuable service includes an inspection of your climbing wall with an examination of the surface features (panels, hand holds and belay anchors), as well as a review of your current risk management practices and procedures. You will receive a report of the inspection outcomes including recommendations for remediation, if applicable. Additionally, this service includes a half-day climbing wall refresher training course hosted by an educator on our staff. You may also opt for a more in-depth one-day training for staff not previously trained.

CALL FOR MORE DETAILS AND PRICING

Note: This opportunity is offered to our valued past climbing wall customers only.



“

We just completed a 2-day training and quite frankly it was one of the best trainings that I've ever had the pleasure to have been involved with. I've been doing this 27 years. He was so organized and took a very diverse group of people and got us through this stuff. Absolutely tremendous job on his part. He did fantastic.

”

GREGG RAFFERTY

Red Hook Central School District - Red Hook, NY

JUNGLE GYM | SAFARI™



SAFARI JUNGLE GYM

The Safari Jungle Gym is a line of indoor play elements that bring fitness, fun and play to your facility. Similar to some low-ropes course elements, the Safari Jungle Gym mounts to your facility wall and is great for physical education classes, after-school programs, camps, recreation centers and inclement weather situations. The pieces challenge a wide range of fitness levels and stow and lock to prevent unauthorized use.



SAFARI MONKEY BARS

Elements can be bought individually or in packages with a Mat-Locking System. All elements include mounting brackets, hardware, closing tool, installation instructions, safety signage and an activity guide. Elements must be mounted to concrete blocks or poured concrete walls.

MONKEY BARS

We brought this classic play element indoors. The Safari Monkey Bars develop upper body strength, balance and coordination. Use them to bridge space between climbing wall sections, above a climbing wall or on their own. Made of durable, powder-coated steel.

WILD WEB

Engage every muscle of the body to make it across the Safari Wild Web! This sturdy cargo net climber combines problem solving, fun and fitness.

CIRCLE STEPPERS

Thoughtful movement and great balance are required on the Safari Circle Steppers. Travel across all five hanging discs of this low-ropes element on feet or knees.

SWING STEPPERS

Get into the swing of it with Safari Swing Steppers. Children are required to move across a set of five swinging steps for a fun balancing challenge.

CALL OR VISIT OUR WEBSITE FOR PRICING

WATCH SAFARI JUNGLE GYM IN ACTION AT: WWW.EVERLASTCLIMBING.COM



SAFARI WILD WEB



SAFARI SWING STEPPERS



SAFARI CIRCLE STEPPERS

EASY STEPS TO LOCKING SAFARI ELEMENTS



SAFARI PLANK WALK



PLANK WALK

Cross the Safari Plank Walk using the hanging guide ropes. It's fun and develops upper body and core strength, balance and coordination.

RETRACTABLE ELEMENTS & MAT LOCKING SYSTEM

Safari's retractable mounting brackets and Mat Locking System help prevent unauthorized use of elements. Simply push elements against the wall using the included tool and then push mats against the wall. Hang the nylon webbing loops onto the specially-designed holders, push up the red security latch and lock with a few turns of the security bolt. The mats Velcro to one another and attach to the base of the wall. A "No Climbing" decal is printed on the outer side of the mats to serve as notice that Safari is closed.

CALL OR VISIT OUR WEBSITE FOR PRICING

Note: Circle Steppers are easily removed and stored separately prior to locking mats.

TEAM BUILDING ACTIVITIES | TEAM BUILDING

TEAM-BUILDING ACTIVITIES

Team-building activities are a great complement to any climbing program. They're fun and foster cooperation, communication, problem solving and more. We offer our version of classic team challenges, along with some innovative, new challenges.



ALL ABOARD™

The group will learn to work together as they move from platform to platform, relying on communication, problem solving and cooperation skills. Solid wood platforms nest together for easy storage and have glides on the bases to protect floors. Includes three platforms (26" x 26", 20" x 20" and 14" x 14") and activity guide.



MEMORY MAZE™

Visual memory, cooperation, concentration and problem solving are required in this team challenge. The group must work together to uncover the invisible path. Square by square, they move through the grid from start to finish, starting over each time an incorrect square is used. Set includes Memory Maze grid, card set with illustrated paths and activity guide.



TOXIC WASTE TRANSFER

Using only handles of the ropes attached to the transport basket, ten people work together to move and dump the toxic waste into the neutralizing container. Set includes transport basket with 10 detachable ropes, "toxic waste" (16 balls), "neutralizing container" (basket) and activity guide.

MORE TEAM BUILDING ACTIVITIES ONLINE! Visit our website to see other team-building activities: Marble Maze™, Bridge Connection™, Meteorite Mission™, Human Ladder, Spider's Web, Porthole Escape™, Don't Lose Your Marbles™, Sinking Raft™ and Dinosaur Egg Transfer™.

AQUATICS | KERSPLASH® POOL CLIMBING WALL



KERSPLASH® POOL CLIMBING WALL | AQUATICS

KERSPLASH POOL CLIMBING WALL

CLIMB, SPLASH, REPEAT. Add adventure to your aquatic area with a poolside climbing wall. Kersplash is suited for indoor or outdoor use and is available in two panel styles. Kersplash Crystal Clear® complements any aquatic center and offers visibility to areas behind the wall. Kersplash Color makes a bold visual statement with brightly colored panels. Both styles are made from UV and chlorine-resistant materials and feature red, yellow and orange Groperz Hand Holds. The Kersplash frame is constructed of high-quality, 100% stainless steel that resists rust and corrosion.

CALL OR VISIT OUR WEBSITE FOR PRICING

WALL HEIGHT	WIDTH OF PANEL	RECOMMENDED WATER DEPTH
8 FEET	4 ft	5 ft
12 FEET	4 ft	6 ft
16 FEET	4 ft	9 ft

WATCH KERSPLASH IN ACTION AT: WWW.EVERLASTCLIMBING.COM



KERSPLASH COLOR



KERSPLASH CRYSTAL CLEAR

OUTDOOR | PLAYGROUND WALL



PLAYGROUND WALL | OUTDOOR



PLAYGROUND WALL

Climb the walls, even outside! Our freestanding Playground Wall allows for climbing on both sides, making it perfect for playgrounds, schoolyards or backyards. It is available in two panel styles, clear and color. Waterproof, durable and easy to clean, each panel comes with 20 Groperz Hand Holds per side and zinc-plated bolts. Panels are mounted to blue powder-coated steel posts. 12' long, or make longer with additional panel purchases. Available in two heights: 6' (for children ages 3 - 5) and 8' (for children ages 8 - 12). Required safety landing surface not included.

CALL OR VISIT OUR WEBSITE FOR PRICING

PROTECTED BY U.S. PATENT
EVERLASTCLIMBING.COM/PATENTS



OUTDOOR | NATUREROCKS® BOULDERS

GRANITE



NATUREROCKS BOULDERS

Add a dynamic and authentic climbing experience with NatureROCKS climbing boulders, the most rock-realistic climbing boulders on the market today. They are constructed of durable glass fiber reinforced concrete. Their thoughtful design invites participation by a variety of ages and ability levels – from children to experienced adult rock climbers. Climbing is not only fun, but also encourages problem solving while developing strength, balance and endurance. In addition, NatureROCKS are a great way to incorporate nature play into your playground or park. Available in 3 sizes and in granite or sandstone.

CALL OR VISIT OUR WEBSITE FOR PRICING


	WEIGHT	TOTAL HEIGHT*	HEIGHT ABOVE SAFETY SURFACE	DEPTH	WIDTH
SMALL	1,350 lbs	4 ft	3 ft	5.5 ft	4.5 ft
MEDIUM	3,000 lbs	7 ft	6 ft	8 ft	6 ft
LARGE	5,100 lbs	9 ft	8 ft	9 ft	8 ft

*Boulders are designed for use with 1 foot of safety surfacing (not included). Contact us for additional configurations.

WATCH THE VIDEOS AT: EVERLASTCLIMBING.COM

NATUREROCKS® BOULDERS | OUTDOOR


SANDSTONE



	WEIGHT	TOTAL HEIGHT*	HEIGHT ABOVE SAFETY SURFACE	DEPTH	WIDTH
SMALL	1,450 lbs	4 ft	3 ft	5.4 ft	5.7 ft
MEDIUM	2,350 lbs	6 ft	5 ft	7.5 ft	4.7 ft
LARGE	3,850 lbs	9 ft	8 ft	7 ft	5.7 ft

*Boulders are designed for use with 1 foot of safety surfacing (not included).
Contact us for additional configurations.

OUTDOOR | NATUREROCKS® PLAY PIECES



NATUREROCKS® PLAY PIECES | OUTDOOR



NATUREROCKS PLAY PIECES

Ideal park and playground pieces, children are drawn to their natural look and to the limitless play opportunities they offer. In addition to having fun, children will develop balance, coordination and gross motor skills as they hop, walk and climb from stone to stump to log. Each piece is artfully designed to resemble real fallen trees with wood grain and bark finishes. They are constructed of durable glass fiber reinforced concrete.

	QUANTITY	HEIGHT ^{1*}	LENGTH	WIDTH
Log Tunnel**	1	30 in	48 in	34 in
Tree Slices (set of 5)	2 small 3 large	4 in	14 in 18 in	14 in 18 in
Log Bench**	1	20 in	48 in	24 in
Half Log Balance Beam**	1	12 in	48 in	24 in
Stepping Turtles (set of 5)	5	4 in	18 in	18 in
Stepping Stones (set of 3)	2 small 1 large	8 in 18 in	24 in 38 in	24 in 48 in
Tree Stumps (set of 3)	1 small 1 medium 1 large	12 in 20 in 28 in	14 in	14 in
Fallen Tree Balance Beam	1	16 in	96 in	8 in



¹ height above safety surfacing

*Boulders are designed for use with 1' of safety surfacing (not included). Contact us for additional configurations.

**6' long options are available for the Log Tunnel, Log Bench and Half Log Balance Beam.

FITNESS | STARTFIT® PACKAGES

CLASSROOM ACTIVITY PACKAGES

Perfect for physical education, general education classrooms, summer camps and after-school programming. These packages include over 200 pieces of equipment and 75 fun and active games that keep up to 30 children engaged at one time. Activities are 10, 20 or 30 minutes in length and are set in small and large play areas, indoors or out, to accommodate a variety of needs. The comprehensive Teacher Resource Guide includes lesson plans, teaching tips and more. Packages are available for Kindergarten to 2nd Grade and 3rd to 5th Grade.

Please visit our website to view the included equipment list.

CALL OR VISIT OUR WEBSITE FOR PRICING



STARTFIT PACKAGES ARE A GREAT WAY TO HELP STUDENTS ACHIEVE THE CDC RECOMMENDED 60 MINUTES OF DAILY ACTIVITY. WATCH THE VIDEOS AT EVERLASTCLIMBING.COM

STARTFIT® PACKAGES | FITNESS



WARM-UP CIRCUIT PACKAGES

The StartFIT Warm-Up Package is a simple and effective way to prepare bodies and minds for physical activity. It provides opportunities for 36 participants to increase their heart rate, core body temperature and blood flow with upper and lower body warm-ups, light physical activity and static & dynamic stretching.

FITNESS CIRCUIT PACKAGES

After a warm up, jump into our easy-to-use fitness circuit package. Exercise cards and the accompanying product promote cardiovascular endurance, core strength, bone strength and flexibility. Keep up to 40 participants engaged and active in 20 different fitness-focused circuits. Circuits include Lower Body, Upper Body, Quick Cardio, Core Fitness and more!

Please visit our website to view the included equipment list.

CALL OR VISIT OUR WEBSITE FOR PRICING



WATCH THE VIDEOS AT: EVERLASTCLIMBING.COM

FITNESS | WEEKIDZ® BALANCE BEAMS

WEEKIDZ BALANCE BEAMS

Our lightweight beams offer a fun, balancing challenge with numbers, letters and shapes. Designed with young children in mind, our beams are constructed of 3-inch foam enclosed in an 18 oz. vinyl shell. Each beam has Velcro® on its end to easily attach multiple beams.

Each beam is 72"L x 4"W x 3"H. Beams are available in Alphabet, Food Groups, Numbers, Shapes, French Numbers, Spanish Numbers and Chinese Numbers.

CALL OR VISIT OUR WEBSITE FOR PRICING



WEEKIDZ PUZZLE BEAMS

Develop the body and mind with balance beams that link together with unique puzzle connectors. Children will call upon their creativity and have a blast designing a variety of interesting shapes to walk across. The beams offer children the opportunity to develop balance and coordination, while the puzzle feature helps children solve problems and develop persistence, hand-eye coordination, reasoning and fine motor skills.

CALL OR VISIT OUR WEBSITE FOR PRICING

WEEKIDZ® CHALLENGE COURSE | FITNESS

WEEKIDZ CHALLENGE COURSE


Run, hop, crawl, jump and wiggle your way through a variety of fun obstacles on the WeeKidz Challenge Course. From hurdles to agility ladders and arches, the many parts and pieces make the possibilities endless. You can even create courses for use with scooters. WeeKidz Challenge Course set includes: 20 red bases, 10 long noodles, 8 medium noodles, 11 small noodles, 3 balance beams, 6 rings, 50 - 4" connectors, 6 L-connectors, 5 T-connectors, 6 curved rubber directional arrows, 4 straight rubber directional arrows and activity guide.

CALL OR VISIT OUR WEBSITE FOR PRICING



WARNING: CHOKING HAZARD

This product contains small parts. Not for children under 3 years.





DERO ZAP - GET KIDS BIKING FOR BETTER HEALTH

Bike-to-school and walk-to-school programs are growing in popularity. Our sister company, Dero®, supports such initiatives with its state-of-the-art Dero ZAP. This automatic system tracks students' trips, and makes it easy to administer and sustain your program. Students at more than 50 schools across the country are extending physical activity beyond the school day with the help of Dero ZAP!



HOW IT WORKS



1. A tamper-proof radio frequency identification (RFID) tag attaches to the front wheel, helmet or backpack of students.



2. As students pass the ZAP station, it detects the tagged bikes and their trip is automatically recorded.



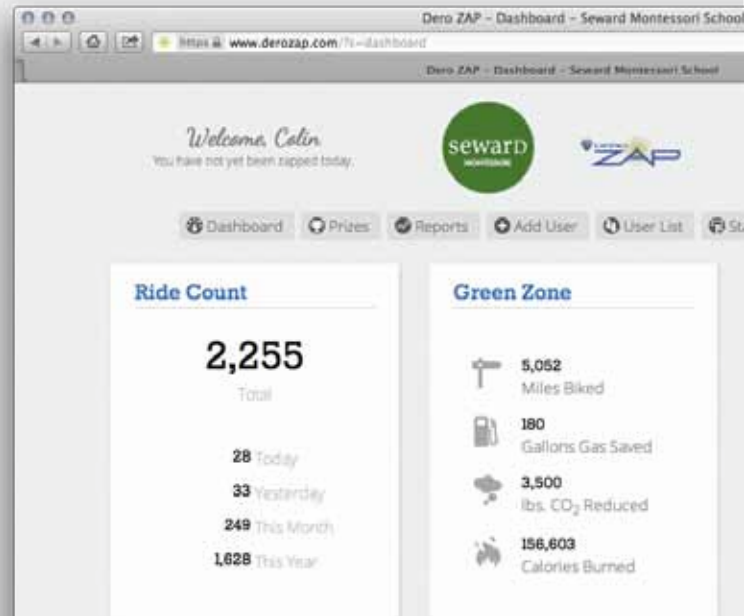
3. Our web app manages the ride data, making program administration a snap! The app provides data on the number of students who bike or walk to school, along with other useful information.

A SUCCESS STORY:

DERO ZAP AT THE SEWARD MONTESSORI

The Seward Montessori in Minneapolis, MN utilizes Dero ZAP to implement its bike-to-school program, making riding an attractive transportation option for its students, parents and staff. Using data from Dero ZAP, Seward awards monthly prizes to top riders and has regular tagging events, such as “Biker Breakfasts”.

Kids love hearing the “beep” when they pass a ZAP station, and parents and staff love that they don’t have to manually enter each trip – all they have to do is bike! In one year, Seward was able to double the number of students who bike to school.



OTHER GREAT DERO PRODUCTS TO SUPPORT BIKING AT YOUR SCHOOL



Bike Racks



Logo Bike Racks



Bike Repair Stands



Bike Shelters

FOR MORE INFORMATION AND PRICING, CALL US AT 800.476.7366

TERMS & CONDITIONS: Types of Payment Accepted: Visa, Mastercard, Discover, American Express, Electronic Check, Check, ACH and Cash. Payment in full to be made at the time of order. Terms may be granted to business organizations upon credit approval. Invoice discrepancies must be brought to our attention within 10 days. Past due accounts will be assessed a service charge of 1.5% per month or the maximum rate permitted by law, whichever is less. Discounts do not apply to past due accounts. Product is shipped via UPS Ground Service or LTL Truck. All freight charges are paid by the buyer. Returns must be approved and will not be accepted without a Return Authorization number. Product must be in original condition. All returns are subject to a 15% restocking fee. Custom orders are not returnable or refundable. No exceptions will be made. We reserve the right to replace products with updated products at our discretion. Prices are subject to change without notice.

The color red and product configuration for the Red-Relief Line®, Traverse Wall®, Magna®, Mat-Locking® System, WeeKidz®, NatureROCKS®, Kersplash®, Crystal Clear®, StartFIT® and EverActive® are Registered Trademarks of Everlast Climbing™.

WARNING: Rock climbing indoors and outdoors is an inherently dangerous sport. The activity of climbing can lead to significant personal injury, disfigurement or death. Even though one may be climbing indoors, on an artificial wall, risks still exist. Artificial holds can spin, and on rare occasions break. Individual climbers and organizations have the sole responsibility for learning and using proper climbing technique and safety practices. The purchasers and users of our products accept full and complete responsibility for any and all damages or injury which may result from the use and/or misuse of any product purchased from Everlast Climbing.

1335 Mendota Heights Road
Mendota Heights, MN 55120

651.665.9131 | 800.476.7366
WWW.EVERLASTCLIMBING.COM

TOP ROPE WALL
SEE PAGE 16

