



PETERSEN

Precast Site Furnishings



Planters



Tables



Benches



**Waste
Receptacles**



Bollards



**Drinking
Fountains**



Snuffers



Custom



PETERSEN

Manufacturing Company Inc.

LEISURE DIVISION

Since 1913, our success speaks for itself. We have built our reputation in the craft of precast concrete which sets us apart from the competition.

Dedicated to quality and craftsmanship, we are pleased to offer our finest concrete and GFRC site furnishings in this catalog.

“Expect to be Impressed!”

Chris C. Petersen
President



Installation of RP-Planters by Petersen Mfg.



Completed project installed by Petersen Mfg.

CREATIVE
Recreational
SYSTEMS, INC.

Phone: (916) 638-5375

Fax: (916) 638-5427

P.O. Box 356, Folsom, CA 95763-0356

PMAC 2 E-mail: play@creativesystems.com • Web: www.creativesystems.com

MANUFACTURER'S QUALIFICATIONS

Petersen Mfg. maintains at all times a quality control program as herein outlines so as to insure that all precast meets all requirements as specified under physical requirements. All precast shall be manufactured by skilled workmen who have at least five years experience in similar work and supervised by foreman certified by the ACI.

MANUFACTURING

All precast work shall be true to dimension and have clean, accurate arises and details faithfully executed. Reinforcing steel shall conform to ASTM 615. All precast work shall have a minimum compressive strength of 5,000 psi at 28 days of age when tested by means of cylinder molds (6x12) from the materials. There shall be a maximum of 4-6% air entrainment for all precast according to ASTM standards.

MOLDS

The forms for the precast units shall be constructed of laminated metal or fiberglass designed to withstand casting pressures without distortion. All anchors, inserts, bolts, etc. will be placed and secured in the forms as required for the attachment and handling of the units. These shall be clamped so as to hold them in position during fabrication.

GFRC

GFRC is a lightweight cast stone where polymers, cement, fine aggregates and glass fibers are combined to provide the traditional cast stone look with about 1/3 the weight.

PHYSICAL CHARACTERISTICS

All exposed surfaces are treated to remove the surface matrix and expose the aggregate produced by chemical retardant or sandblasting. All precast shall have the water repellent sealer treatment applied in strict accordance with manufacturer's specifications. All tolerances shall be within 1/8" of specified dimensions, designed for structural analysis and calculations.

COLOR

Color to be uniform throughout as approved by owner or specifier in accordance with manufacturer's recommendations.

MATERIALS

Portland Cement: ASTM C150 Type 1 or 3

All aggregate to meet ASTM C33 Specifications

REQUIRED MATERIALS FOR APPROVAL

- Shop drawings with dimensions, general construction component parts, anchoring details and installations.
- Samples upon request of architect.
- Complete date on manufacturer's specifications and technical information.

APPROVED MANUFACTURER

Petersen Concrete Leisure Products

Division of Petersen Mfg. Company, Inc.



PETERSEN

Manufacturing Company Inc.



Round Planters pg 4-5

Our round planters come in many sizes to fit your needs. Fabres and Sedona Series offer a different look.



Square Planters pg 6-7

Complete line of square planters that include the Aurora, Redondo, and SP-Series.



Tables pg 8-11

Concrete tables offer combinations of aggregate finishes. Handicap, wood, and plastic models with concrete legs are available.



Benches pg 12-15

Contemporary benches offer the durability and comfort for indoor and outdoor seating. Specify combinations of aggregate finishes.



Waste Receptacles pg 16-19

Stylish concrete receptacles are offered with ash/trash combinations and customized cast-in-place logos.



Bollards pg 20

Concrete bollards are useful in regulating pedestrian or vehicle traffic flow. Custom sizes available.



Drinking Fountains pg 21

Drinking fountains have many options to choose from; freezeproof, handicap, pedestal, tamper resistant and bowl options.



Snuffers pg 22-23

Ideal for entrances or outdoor smoking areas. Available in many styles and ash/trash combinations.



Tree Grates/Custom pg 23

Enhance any street project with square or round tree grates. Personalize your surroundings with custom logos and signs.



Specialty Items pg 24

Our concrete mailbox brings great aesthetic value to any office location. Bike racks also available.

For Finish Options See Back Cover

Glass Fiber Reinforced Concrete...

Looks like solid concrete, but it is actually one-third the weight. This latest innovation is very durable and suitable for indoor or outdoor use, but ideal for applications where extreme weight is an issue. Are you looking for products that aren't too heavy for your foundation, deck, platform? Or do you simply need something that can be moved?

Consider GFRC!



ROUND PLANTERS

S-36X30

Shown in Light Brown LSB



S-60X17

Shown in Dove Gray LSB

S-48X17

Shown in Sand Tan LSB

SEDONA SERIES

Sedona planters have a cast in-place-design

Model	Dia x H	Weight	Finish	Material
S-24x17	24" x 17"	300 lbs	B or C	Concrete or GFRC
S-24x33	24" x 33"	420 lbs	B or C	Concrete or GFRC
S-24x24	24" x 24"	350 lbs	B or C	Concrete or GFRC
S-30x17	30" x 17"	500 lbs	B or C	Concrete or GFRC
S-30x30	30" x 30"	800 lbs	B or C	Concrete or GFRC
S-36x24	36" x 24"	800 lbs	B or C	Concrete or GFRC
S-36x30	36" x 30"	900 lbs	B or C	Concrete or GFRC
S-48x17	48" x 17"	900 lbs	B or C	Concrete or GFRC
S-48x24	48" x 24"	1,200 lbs	B or C	Concrete or GFRC
S-48x30	48" x 30"	1,600 lbs	B or C	Concrete or GFRC
S-48x36	48" x 36"	1,800 lbs	B or C	Concrete or GFRC
S-60x17	60" x 17"	1,200 lbs	B or C	Concrete or GFRC
S-60x36	60" x 36"	2,400 lbs	B or C	Concrete or GFRC
S-72x36	72" x 36"	4,500 lbs	B or C	Concrete or GFRC
S-84x36	84" x 36"	4,900 lbs	B or C	Concrete or GFRC

Drainage trays are available.





RP-48X30
Shown in Dura Brite

RP-60X36
Shown in Light Brown LSB

RP-24X17
Shown in Perma Stone

RP-36X24
Shown in Light Brown Perma Stone

RP-36X30
Shown in Sand Tan Etch

RP SERIES

Model	Dia x H	Weight	Finish	Material
RP-24x17	24"x 17"	300 lbs	B or C	Concrete or GFRG
RP-24x33	24"x 33"	420 lbs	B or C	Concrete or GFRG
RP-24x24	24"x 24"	350 lbs	B or C	Concrete or GFRG
RP-30x17	30"x 17"	500 lbs	B or C	Concrete or GFRG
RP-30x30	30"x 30"	800 lbs	B or C	Concrete or GFRG
RP-36x24	36"x 24"	800 lbs	B or C	Concrete or GFRG
RP-36x30	36"x 30"	900 lbs	B or C	Concrete or GFRG
RP-48x17	48"x 17"	900 lbs	B or C	Concrete or GFRG
RP-48x24	48"x 24"	1,200 lbs	B or C	Concrete or GFRG
RP-48x30	48"x 30"	1,600 lbs	B or C	Concrete or GFRG
RP-48x36	48"x 36"	1,800 lbs	B or C	Concrete or GFRG
RP-60x17	60"x 17"	1,200 lbs	B or C	Concrete or GFRG
RP-60x36	60"x 36"	2,400 lbs	B or C	Concrete or GFRG
RP-72x36	72"x 36"	4,500 lbs	B or C	Concrete or GFRG
RP-84x36	84"x 36"	4,900 lbs	B or C	Concrete or GFRG



F-42X42
Shown in
Light Brown LSB



F-42X24
Shown in
Light Brown LSB

F-24X24
Shown in
Sand Tan LSB

Precast
Concrete and
GFRG planters
come with
or without
drain holes
for proper
drainage.

FABRES SERIES

Model	Dia x H	Weight	Finish	Material
F-24x24	24"x 24"	325 lbs	B or C	Concrete or GFRG
F-42x24	42"x 24"	1,100 lbs	B or C	Concrete or GFRG
F-42x42	42"x 42"	1,850 lbs	B or C	Concrete or GFRG

SQUARE PLANTERS



AURORA SERIES

Model	L x W x H	Weight	Finish	Material
A-24x24x18	24"x 24"x 18"	450 lbs	B or C	Concrete or GFRC
A-24x36x18	24"x 36"x 18"	530 lbs	B or C	Concrete or GFRC
A-48x24x18	48"x 24"x 18"	670 lbs	B or C	Concrete or GFRC
A-60x16x18	60"x 16"x 18"	650 lbs	B or C	Concrete or GFRC
A-60x24x18	60"x 24"x 18"	800 lbs	B or C	Concrete or GFRC
A-72x24x18	72"x 24"x 18"	935 lbs	B or C	Concrete or GFRC
A-48x24x30	48"x 24"x 30"	1,200 lbs	B or C	Concrete or GFRC
A-48x36x36	48"x 36"x 36"	1,500 lbs	B or C	Concrete or GFRC
A-48x48x36	48"x 48"x 36"	2,500 lbs	B or C	Concrete or GFRC
A-60x36x36	60"x 36"x 36"	2,000 lbs	B or C	Concrete or GFRC
A-72x36x36	72"x 36"x 36"	2,600 lbs	B or C	Concrete or GFRC



A-5
60" Dia x 36"
2,600 lbs.

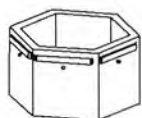
Finish Options: B or C
Shown in: Sand Tan LSB
Material: Concrete/GFRC

REDONDO SERIES

Hexagon concrete planters with wood trim - Unique six-sided planter has a wood reveal band of cedar along the upper edge of the planter and a 1" diameter dowel on the body.

Model	W x H	Weight	Finish	Material
HPW-3624	36"x 24"	900 lbs	B or C	Concrete
HPW-4818	48"x 18"	1,600 lbs	B or C	Concrete
HPW-4824	48"x 24"	2,000 lbs	B or C	Concrete
HPW-4836	48"x 36"	2,800 lbs	B or C	Concrete

HPW3636
36" W x 36" H
1,250 lbs.



Finish Options: B or C
Shown in: Sand Tan LSB

HPW3618
36" W x 18" H
700 lbs.



Finish Options: B or C
Shown in: Brown Perma Stone





SQP-48
 48" x 48" x 36"
 2,100 lbs.
 Finish Options: B or C
 Shown in: Dove Gray LSB
 Material: Concrete or GFRC

SQUARE PLANTERS



Model	L x W x H	Weight	Finish	Material
P-18x18	18" x 18" x 18"	250 lbs	B or C	Concrete or GFRC
P-18x33	33" x 18" x 20"	410 lbs	B or C	Concrete or GFRC
P-18x48	48" x 18" x 20"	730 lbs	B or C	Concrete or GFRC
P-18x60	60" x 18" x 20"	940 lbs	B or C	Concrete or GFRC
P-18x72	72" x 18" x 20"	1,250 lbs	B or C	Concrete or GFRC
SP-36	36" x 36" x 30"	1,440 lbs	B or C	Concrete or GFRC
SP-42	42" x 42" x 30"	1,700 lbs	B or C	Concrete or GFRC
SP-60	60" x 60" x 30"	2,540 lbs	B or C	Concrete or GFRC
SP-72	72" x 72" x 30"	3,300 lbs	B or C	Concrete or GFRC



VICTORIAN PLANTERS

VP-60X24
 60" x 60" x 24"
 2,100 lbs
 Finish Options: B or C
 Concrete or GFRC

VP-73X24
 73" x 73" x 24"
 2,650 lbs
 Finish Options: B or C
 Concrete or GFRC



Precast Concrete and GFRC planters come with or without drain holes for proper drainage.



P-24X96
 96" x 24" x 30"
 2,100 lbs.
 Finish Options: B or C
 Not Shown
 Materials: Concrete



P-30X96
 96" x 30" x 30"
 3,777 lbs.
 Finish Options: B or C
 Shown in:
 Sand Tan Dura Brite
 Materials: Concrete



P-24X24
 24" x 24" x 28"
 730 lbs.
 Finish Options: B or C
 Shown in: Terra Cotta LSB
 Materials: Concrete or GFRC



P-30X72
 72" x 30" x 30"
 3,000 lbs.
 Finish Options: B or C
 Shown in:
 Dove Gray Perma Stone
 Materials: Concrete

TABLES



OTS

OTS

66" x 66" x 29"
980 lbs.

Finish Options: B or C
Shown in: Sand Tan
Perma Stone



R-OTS

R-OTS

66" x 66" x 29"
980 lbs.

Finish Options: A,B or C
Shown in: Dove Gray with
Custom Polished Tops & Seats



OTS-H

67¹/₂" x 54" x 29 ³/₄"
860 lbs.

Finish Options: B or C
Not Shown



R-OTS-ST

R-OTS-H

R-OTS-ST

67¹/₂" x 67¹/₂" x 29³/₄"
885 lbs.

Finish Options: A,B or C
Shown in: Light Brown Smooth



R-OTS-H

66" x 56" x 30"
900 lbs.

Finish Options: A,B or C
Shown in: Sand Tan Smooth



OTS-2

29" x 66" x 29"
640 lbs.

Finish Options: B or C
Shown in: Light Brown Dura Brite



OTR-2

29" x 66" x 29³/₄"
640 lbs.

Finish Options: B or C
Shown in: Sand Tan Perma Stone




OTS-2

OTR-2

**Optional
GAME INSERT**

16" x 16"

Shown in: Dove Gray Polish



Most Models Available In Handicap Styles
Table Tops and Seats can be polished to give the product a smooth terrazzo appearance.
Additional charge per unit.

RND MODELS Require anchoring (not a free standing table)



RND-5B

RND-5B

90³/₄" Dia x 30"
1,830 lbs.



Leg Finish Options: B or C
Shown in: Dove Gray Smooth LSB Legs



RND-5F

RND-5F

90³/₄" x 30"
1,792 lbs.



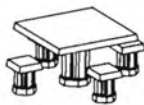
Leg Finish Options: B or C
Shown in: Sand Tan Perma Stone



Anchoring Required

PT-SQ-4

76" x 76" x 30"
1,550 lbs.



Leg Finish Options: B or C
Shown in: Dove Gray Smooth



RTOV-72

72" x 66" x 30"
1,400 lbs.

Leg Finish Options: B or C
Shown in: Light Brown Smooth
Light Brown LSB Legs



UT-84



UT-H

84" x 30" x 29"
1,850 lbs.



Finish Options: A, B or C
Not Shown

UT-84

84" x 30" x 29"
2,000 lbs.



Leg Finish Options: A, B or C
Shown in: Light Brown Smooth



RTMT-96

RTMT-96

96" x 64" x 32"
2,000 lbs.



Finish Options: B or C
Shown in: Dove Gray Smooth
Powder Coated Gray Legs

Concrete Tables with Wood Seats and or Tops

Available in Construction Grade Redwood and treated pine with special orders on request.



RT-LA



RTCWS

RT-CP

RT-LA

96" x 67" x 30"
2,200 lbs.



Leg Finish Options: B or C
Shown in: Dove Gray Smooth
Perma Stone Legs

RT-CP

84" x 61" x 30"
1,430 lbs.



Leg Finish Options: B or C
Shown in: Dove Gray Smooth
Gray LSB Legs

RTCWS

84" x 66" x 30"
1,256 lbs.



Leg Finish Options: B or C
Shown in: Southern Yellow
Pine with Light Brown
Smooth with LSB Legs



RT-H-84

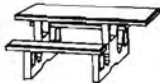


RT-60



RT-H-84

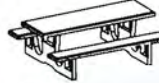
84" x 58" x 29"
1,028 lbs.



Leg Finish Options: B or C
Shown in: Sand Tan
with Perma Stone Legs

RT-60

60" x 58" x 29"
1,000 lbs.




Leg Finish Options: B or C
Shown in: Dove Gray Smooth
with Perma Stone Legs



RT-H

60" x 58" x 29"
890 lbs.



Leg Finish Options: B or C
Not Shown

Also Available: RT-72, RT-84, RT-96

METAL TABLES

Metal Site Furnishings are also available,
call 1-800-832-7383
for a complete catalogue or
visit www.petersenmfg.com.



BRKREC

72"x33"x30"
750 lbs.



SUNRND

66"x66"x30"
400 lbs.

Concrete Tables with Wood Seats and or Tops

Available in Construction Grade Redwood and treated pine with special orders on request.



RT-W



RT-W

84" x 58" x 29"
620 lbs.

Leg Finish Options: B or C
Shown in: Redwood with Dura Brite Legs

Concrete Tables with Plastic Seats and or Tops



RTW-PL



RTW-PL

84" x 58" x 29"
600 lbs.

Leg Finish Options: B or C
Shown in: French Gray Plastic with Perma Stone Legs

Thermoplastic Coated Mesh Seats and Top



RT-M-6

RT-M-8

96" x 66" x 29"
550 lbs.



Leg Finish Options: B or C
Not Shown

Available Mesh Colors



Custom Colors Available - Colors may vary

RT-M-6

72" x 66" x 29"
510 lbs.



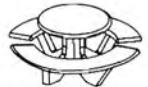
Leg Finish Options: B or C
Shown in: Hunter Green Mesh with Perma Stone Legs



R-OTS-PL

R-OTS-PL

66" Dia x 30"
200 lbs.



Shown in: Blue Plastic
Patent #396-356

Plastic Table Available Colors



EST

67"x67"x30"
365 lbs.



BISTRO SET

Adjustable x 44"
205 lbs.



LTRND-2

67"x30"x30"
325 lbs.



LTRND-2

67"x67"x30"
425 lbs.

BENCHES




PB-X

PB-X

60" x 26" x 34"
440 lbs.

Leg Finish Options:
A, B or C

Shown in: Dove Gray
Polished with Gray
Smooth Legs



PB-58

PB-58

58" x 23" x 33"
420 lbs.

Leg Finish Options:
B or C

Shown in: Sand Tan
with Dura Brite Legs



PB-84

84" x 23" x 33"
485 lbs.

Leg Finish Options:
B or C



PB-72

72" x 23" x 33"
465 lbs.

Leg Finish Options:
B or C

HB-72

72" x 18" x 19";
400 lbs.

Finish Options: A, B or C
Shown in: Sand Tan Smooth



CB-2

72" x 18" x 18"
500 lbs.

Leg Finish Options: A, B or C
Shown in: Light Brown
with Light Brown Perma Stone Legs



HB-72

CB-2



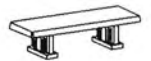
PB-SQ-6

VB-72

PB-SQ-6

72" x 26" x 18"
795 lbs.

Leg Finish Options: B or C
Shown in: Dove Gray with
Perma Stone Legs
Available in 8' length



VB-72

72" x 16" x 18"
535 lbs.

Leg Finish Options: B or C
Shown in: Light Brown
with Light Brown LSB Legs

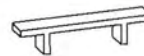


BN-84

BN-84

84" x 15" x 17"
590 lbs.

Leg Finish Options: B or C
Shown in: Light Brown Perma Stone





SB-96

SBL72

SB-96

96" x 24" x 17"
1,728 lbs.

Finish Options: A, B or C
Shown in: Sand Tan LSB



SBL72

72" x 18 1/2" x 15"
840 lbs.

Leg Finish Options: B or C
Shown in: Sand Tan Smooth
with Brown Erch Legs



MPB

72" x 26" x 34"
850 lbs.


Finish Options: A or C
Shown in: Snow White



ROYAL 72

72" x 18" x 16"
690 lbs.

Finish Options: A or C
Shown in: Snow White LSB



ROYAL-72

MPB

Custom Logos available (see page 19)



CPB-C

NB-60

MB-C



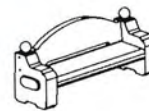
NWB

Custom Logos available (see page 19)

NWB

84" x 24" x 36 9/16"
1,955 lbs.

Finish Options: A or C
Shown in: Dove Gray LSB



Many Bench Seats and Backs can be polished to give the product a terrazzo appearance.

Additional charge per unit.

CPB-C

72" x 22" x 32"
975 lbs.

Leg Finish Options: A, B or C
Shown in: Dove Gray LSB
Note: Requires Anchoring



NB-60

60" x 24" x 17"
882 lbs.

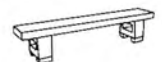
Leg Finish Options: A, B or C
Shown in: Light Brown Smooth



MB-C

90" x 17" x 19"
539 lbs.

Leg Finish Options: B or C
Shown in: Dove Gray Smooth
with Perma Stone Legs





UB

UB
84" x 23 1/2" x 32 1/2"
310 lbs.

Leg Finish Options: B or C
Shown in: Redwood Const. Grade
with Light Brown Perma Stone Legs



**Benches with Wood
Seats and Backs**


Concrete legs with wood seats
and back. Available in
Redwood, Cedar and Southern
Yellow Pine woods.



PB-W

84" x 21" x 33"
242 lbs.

Leg Finish Options: B or C
Shown in: Redwood Const. Grade
with Perma Stone Legs



CLASSIC SERIES I



CLASSIC SERIES I

72" x 16 1/2" x 17 1/2"
390 lbs.

Leg Finish Options: B or C
Shown in: Cedar Wood
with Dura Brite Legs



CLASSIC SERIES II-B

48" x 48" x 16"
1,390 lbs.


Leg Finish Options: B or C
Not Shown:



CLASSIC SERIES II-A

96" x 18" x 16"
600 lbs.

Leg Finish Options: B or C
Not Shown:



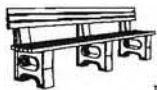
CPBW

MB-R

CPBW

96" x 21 1/2" x 31 1/2"
300 lbs.

Leg Finish Options: B or C
Shown in: Southern Yellow Pine
with Light Brown Etch Legs

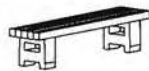


HMBO

MB-R

84" x 18 1/2" x 18 1/2"
300 lbs.

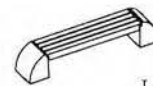
Leg Finish Options: B or C
Shown in: Redwood Const. Grade
with Perma Stone Legs



HMBO

84" x 17" x 16"
400 lbs.

Leg Finish Options: B or C
Shown in: Oak with
Perma Stone Legs



METAL BENCHES

Metal Site Furnishings are also available,
call 1-800-832-7383
for a complete catalogue or
visit www.petersenmfg.com.



SPC74

74" x 22" x 34 1/2"
180 lbs.



LB72

72" x 27 1/2" x 31 3/4"
300 lbs.

INDIVIDUAL BENCH LEGS



CP-BWL

21 1/2" x 5" x 32"
100 lbs.

Finish Options: B or C
Shown in: Brown Etch



BRL

29" x 4" x 36"
225 lbs.

Finish Options: B or C
Shown in: Sand Tan Perma Stone



BL-B

26" x 3" x 36"
150 lbs.

Finish Options: B or C
Shown in: Brown Perma Stone



UB-L

24" x 4" x 32"
150 lbs.

Finish Options: B or C
Shown in: Perma Stone

BENCHES WITH THERMOPLASTIC POWDER COATED SEATS AND BACKS

Available Mesh Colors ■ Brown ■ Black ■ Red ■ Blue ■ HunterGreen



HCBM

96" x 17" x 16"
400 lbs.



Leg Finish Options: B or C
Shown in:
Blue Mesh Dove Gray LSB

HMBM

96" x 17" x 16"
400 lbs.



Leg Finish Options: B or C
Shown in:
Blue Mesh Perma Stone



PB-M-6

72" x 33 1/2" x 33"
465 lbs.



Leg Finish Options: B or C
Shown in:
Red Mesh Perma Stone

MODULAR STACKABLE CONCRETE FURNITURE

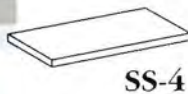


SS-B & SS-4

Bases shown in Perma Stone – Seats shown in Dove Gray

The elegance of these modular components add to the decor of any interior or exterior area. Mix and match components to form planters, litter receptacles and benches. Make an angle, extend them in a straight line or even a zig zag

Model	L x W x H	Weight	Finish
SS-6	72" x 24" x 2"	300 lbs	A,B,C
SS-4	48" x 24" x 2"	200 lbs	A,B,C
SS-2	24" x 24" x 2"	100 lbs	A,B,C



SS-B (Base with Bottom)

24" x 24" x 12"
250 lbs.

Finish Options: B or C.



SS-WB (Base without Bottom)

24" x 24" x 12"
207 lbs.

Finish Options: B or C
Not Shown



BENCH WITH PLASTIC SLATS



PB-PL

84" x 23" x 33"
230 lbs.

Leg Finish Options: B or C
Shown in: French Gray Plastic
with Perma Stone Legs



SUNB72

72" x 21" x 44"
250 lbs.



SUNB48

48" x 21" x 44"
175 lbs.



SUNFB72

72" x 23" x 24"
250 lbs.



SUNFB48

48" x 23" x 24"
180 lbs.

WASTE RECEPTACLES



TCR-RM

24" Dia x 45³/₄"
420 lbs.

Finish Options: B or C
Shown in: Perma Stone
Material: Concrete or GFRC



TCR-DF

26¹/₈" Dia x 46¹/₈"
640 lbs.

Finish Options: B or C
Shown in: Perma Stone
Material: Concrete or GFRC



TCR-MD-30

24" Dia x 43"
420 lbs.

Finish Options: B or C
Shown in: Perma Stone
Material: Concrete or GFRC



TCR-MP-30-B

24" Dia x 36³/₄"
420 lbs.

Finish Options: B or C
Shown in: Sand Tan Perma Stone
Material: Concrete or GFRC

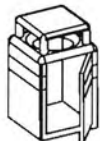


TCRCA

26¹/₈" x 32⁵/₈"
695 lbs.

Finish Options: B or C
Shown in: Terra Cotta
Material: Concrete or GFRC

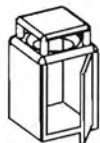
Plastic Liners Sold Separately



TC-SCP-NO

26" x 26" X 44¹/₂"
905 lbs.

Finish Options: A, B or C
Shown in: Lt. Brown Smooth
Material: Concrete



TC-SC-P-32

26" x 26" x 44¹/₂"
745 lbs.

Finish Options: B or C
Shown in:
Dove Gray Perma Stone
Material: Concrete



TC-SC-D-30

29" x 26" x 46"
900 lbs.

Finish Options: B or C
Shown in: Lt. Brown Perma Stone
Material: Concrete



TC-SC-C-30

29" x 26" x 36"
740 lbs.

Finish Options: B or C
Shown in: Sand Tan Perma Stone
Material: Concrete



TC-SC-30

29" x 26" x 36"
740 lbs.

Finish Options: B or C
Shown in: Sand Tan Perma Stone
Material: Concrete



Add-on Snuffers

Available for
Square or Round
Receptacles

TCR-PD

26¹/₄" Dia x 44"
700 lbs.

Finish Options: B or C
Shown in: Dove Gray LSB
Material: Concrete or GFRC



TCR-PD

RDTC-24


TCRCA-PL

TCRCA-RR

RDTC-24

24" x 24" x 32"
550 lbs.

Finish Options: B or C
Shown in: Sand Tan Smooth
Material: Concrete or GFRC



TCRCA-PL

26" Dia x 33"
695 lbs.

Finish Options: B or C
Shown in: Perma Stone
Material: Concrete or GFRC



TCRCA-RR

26¹/₈" Dia x 32⁵/₈"
640 lbs.

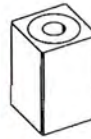
Finish Options: B or C
Shown in: Light Brown Dura Brite
Material: Concrete or GFRC



TC-SF-22

TC-SF-30

TC-SF-22B



TC-SF-22B

22" x 22" X 36"
682 lbs.

Finish Options: B or C
Shown in: Perma Stone
Material: Concrete



TC-SF-30

29" x 26" x 36"
720 lbs.

Finish Options: B or C
Shown in: Light Brown
Perma Stone
Material: Concrete



TC-SF-22

22" x 22" x 36"
650 lbs.

Finish Options: B or C
Shown in: Perma Stone
Material: Concrete



TCSQ

23¹/₂" x 23¹/₂" x 36"
420 lbs.

Finish Options: B or C
Shown in: Sand Tan LSB
Material: Concrete or GFRC



TCSQ



TCR-AUR



TCVT



TCR-Aur
31" Dia x 36"
700 lbs.

Finish Options: B or C
Shown in: Dove Gray LSB
Material: Concrete or GFRC



TCVT
24" x 24" x 36"
570 lbs.

Finish Options: B or C
Shown in: Terra Cotta LSB
Material: Concrete or GFRC

METAL WASTE RECEPTACLES



BRKT32

30" x 45¹/₂"
340 lbs.



BRKT36

34³/₄" x 31"
340 lbs.



SPCT32

25" x 40"
270 lbs.



SFT32

24" x 24" x 35"
240 lbs.



TCRMP-S

TCRCA-SO

TCH

TCRMP-SO-S

SNUFFER LIDS

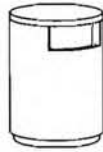
Available for models
TCRMP-SO-S & TCRMP-S



TCRMP-S

24" Dia x 33"
420 lbs.

Finish Options: B or C
Shown in: Light Brown Perma Stone
Material: Concrete or GFRC



TCRCA-SO

30" Dia x 42"
1,000 lbs.

Finish Options: B or C
Shown in: Perma Stone
Material: Concrete or GFRC



TCRMP-SO-S

24" Dia x 37³/₄"
420 lbs.

Finish Options: B or C
Shown in: Light Brown LSB
Material: Concrete or GFRC



TCH

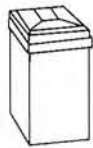
21" Dia x 30"
290 lbs.

Finish Options: B or C
Shown in: Dove Gray LSB
Material: Concrete or GFRC

TC-SS-P

24" x 24" x 37"
490 lbs.

Finish Options: B or C
Shown in: Light Brown
Perma Stone
Material: Concrete



TCR-CL

30" Dia x 35"
885 lbs.


Finish Options: B or C
Shown in: Light Brown LSB
Material: Concrete or GFRC



TCS-B

29" x 26" x 45"
740 lbs.

Finish Options: B or C
Shown in: Dura Brite
Material: Concrete



TC-SS-P

TCR-CL

TCS-B



TCRF-22

TCR-MP-30-A

SEDONA

TCRF-30

**Plastic Liners
Sold Separately**



TCRF-22 (2 pieces)

21" Dia x 33"
300 lbs.

Finish Options: B or C
Shown in: Perma Stone
Material: Concrete or GFRC



TCR-MP-30-A

24" Dia x 33"
420 lbs.

Finish Options: B or C
Shown in: Sand Tan Perma Stone
Material: Concrete or GFRC



TCRF-30 (2 pieces)

31" Dia x 35"
760 lbs.

Finish Options: B or C
Shown in: Perma Stone
Material: Concrete or GFRC



SEDONA

26" Dia x 32"
695 lbs.

Finish Options: B or C
Shown in: Sand Tan LSB
Material: Concrete or GFRC



PW-20
 20 1/2" x 20 1/2" x 40"
 400 lbs.
 Finish Options: B or C
 Shown in: Sand Tan
 Perma Stone
 Material: Concrete



PW-41
 25" x 25" x 37"
 600 lbs.
 Finish Options:
 B or C
 Shown in:
 Perma Stone
 Material: Concrete



Optional Tray Holder



TCR-COL

TCR-COL
 26" Dia x 33"
 645 lbs.
 Finish Options: B or C
 Shown in: Light Brown LSB
 Material: Concrete or GFRC



CUSTOM LOGOS

AVAILABLE

Cast-in-place or
 Screen printing



RECYCLING WASTE RECEPTACLES

In keeping up with today's environmental concerns, several lines of single and add-on recycling systems have been introduced into our product line.




RCY3-CLOVER

RCY3-CLOVER
 44" x 41" x 32"
 1,585 lbs.
 Finish Options: B or C
 Shown in:
 Sand Tan Perma Stone
 Material: Concrete



RCY3TCSF22

RCY3TCSF22
 66" x 22" x 36"
 1,950 lbs.
 Finish Options: B or C
 Shown in:
 Perma Stone
 Material: Concrete



BOLLARDS

Lighted bollards available with incandescent or metal-halide lighting.



SQB-11-L
11" x 11" x 42"
300 lbs.
Finish Options: B or C
Shown in: Perma Stone



SQB-11-L

AL-1
12" x 30"
290 lbs.
Finish Options: B or C
Shown in: Lite Brown
LSB Finish




AL-2 w/light

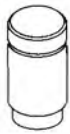
HCB-1
16" x 12" x 48"
150 lbs.
Finish Options: B or C
Shown in: Perma Stone



AL-2 with light
12" x 54"
325 lbs.
Finish Options: B or C
Shown in: Perma Stone



B-3
18" Dia x 35"
720 lbs.
Finish Options: B or C
Shown in:
Snow White LSB



BLT
12" Dia x 34"
275 lbs.
Finish Options: B or C
Shown in: Gray Slate
Stone Special



BR-12
12" Dia x 34"
240 lbs.
Finish Options: B or C
Shown in: Light Brown LSB
Custom Sizes Available
Shown in: Custom Size 54"T




Various Anchoring Options Available For All Bollards

AL-2
12" Dia x 54"
600 lbs.
Finish Options: B or C
Shown in: Dove Gray LSB



B-5
16" x 16" x 28"
616 lbs.
Finish Options: B or C
Shown in: Dove Gray LSB



B-4
12" Dia x 35"
187 lbs.
Finish Options: B or C
Shown in:
Light Brown LSB



BP
20" Dia x 40"
1,450 lbs.
Finish Options: B or C
Shown in:
Sand Tan LSB



B7S
24" x 24" x 36"
1,575 lbs.
Finish Options: B or C
Shown in:
Dove Gray LSB



B-7
24" x 24" x 40"
1,900 lbs.
Finish Options: B or C
Shown in:
Perma Stone



BC
10" Dia x 34"
240 lbs.
Finish Options: B or C
Shown in:
Light Brown LSB



DRINKING FOUNTAINS

DF-PB

shown with Childs Step

Child Step


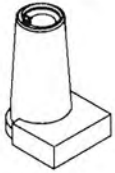
Dimensions

20 1/4" x 14 1/2" x 6 1/2"
106 lbs.

Finish Options: B or C

Shown in:

Dove Gray LSB

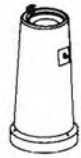


DF

15" Dia x 34"
210 lbs.

Finish Options: B or C

Shown in: Perma Stone



DFH-3

34" x 14 1/2" x 36"
400 lbs.

Finish Options: B or C
Shown in: Dura Brite



DFH-T-3

34" x 14 1/2" x 36"
410 lbs.

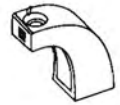
Finish Options: B or C
Shown in: Perma Stone



DFH-C

34" x 14 1/2" x 36"
400 lbs.

Finish Options: B or C
Shown in: Perma Stone



All DFH Models are Handicap Accessible

Fountains available with side faucets

Freezeproof models available

ELECTRIC WATER COOLER

Reinforced concrete with exposed aggregate finish
with polished chrome plated bubbler.



DFWM-C

19 1/2" x 14 1/2" x 9"
120 lbs.

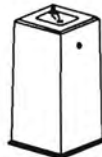
Finish Options: B or C
Shown in: Perma Stone



DF-WC

20" x 20" x 32"
375 lbs.

Finish Options: B or C
Shown in: Sand Tan Etch



**Your Choice of glass
smooth all concrete
or stainless steel bowls.**



Stainless Steel Bowl

SNUFFERS

Space Savers - Trash/Ash Receptacles
- Includes Plastic Liners

CSR-T-30

12" Dia x 30"
152 lbs.


Finish Options: B or C
Shown in: Sand Tan Perma
Material: Concrete or GFRC



CSR-T-2

13³/₄" Dia x 32"
200 lbs.

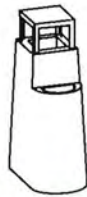
Finish Options: B or C
Shown in: Dura Brite
Material: Concrete or GFRC



CST-D

14 1/2" x 21 1/2" x 40"
335 lbs.

Finish Options: B or C
Shown in: Perma Stone
Material: Concrete



CST

14 1/2" x 21 1/2" x 33"
330 lbs.

Finish Options: B or C
Shown in:
Light Brown Perma Stone
Material: Concrete



CS

14" x 14" x 24 1/2"
150 lbs.


Finish Options: B or C
Shown in: Perma Stone
Material: Concrete or GFRC



CSB

12" x 12" x 30"
365 lbs.

Finish Options: B or C
Shown in: Perma Stone
Material: Concrete or GFRC



CSR-F

11 1/2" Dia x 24"
130 lbs.

Finish Options: B or C
Shown in: Perma Stone
Material: Concrete or GFRC

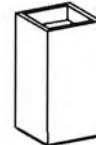


CSR-F Close Up

CS-H

16" x 16" x 32"
357 lbs.

Finish Options: B or C
Shown in: Perma Stone
Material: Concrete or GFRC



CSR-17

11 1/2" Dia x 17"
77 lbs.

Finish Options: B or C
Shown in: Dura Brite
Material: Concrete or GFRC



CSR-30

11 1/2" Dia x 30"
155 lbs.

Finish Options: B or C
Shown in:
Sand Tan Perma Stone
Material: Concrete or GFRC



CSR

11 1/2" Dia x 24"
130 lbs.

Finish Options: B or C
Shown in: Perma Stone
Material: Concrete or GFRC



A-19

19" Dia x 23"
195 lbs.

Finish Options: B or C
Shown in: Sand Tan LSB
Material: Concrete or GFRC



CS-A

15" x 15" x 21"
175 lbs.

Finish Options: A, B or C
Shown in: Dove Gray Smooth
Material: Concrete or GFRC





CSR-COL

15" x 15" x 24"
130 lbs.

Finish Options: B or C
Shown in: Sand Tan LSB
Material: Concrete or GFRG



CS-V

15" x 15" x 24"
130 lbs.

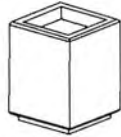
Finish Options: B or C
Shown in: Dove Gray Smooth
Material: Concrete or GFRG



CS-P

18" x 18" x 24"
300 lbs.

Finish Options: B or C
Shown in: Sand Tan Perma Stone
Material: Concrete or GFRG



CS-S

12" x 12" x 24"
145 lbs.


Finish Options: B or C
Shown in: Perma Stone
Material: Concrete or GFRG



CSR-A


13 1/2" Dia x 24 1/2"
275 lbs.

Finish Options: B or C
Shown in: Perma Stone
Material: Concrete or GFRG



CUSTOM SIGNS

All Signs are custom made to individual specifications



TREE GRATES



Model	Dimensions	Weight	Finish
TG-I	36" x 36" x 2 3/4"	270 lbs.	B or C
TG-II	48" x 48" x 2 3/4"	512 lbs.	B or C
TG-III	60" x 60" x 2 3/4"	750 lbs.	B or C
TGR-10	36" Dia x 2 3/4"	230 lbs.	B or C
TGR-11	48" Dia x 2 3/4"	480 lbs.	B or C



GOLF SIGNS



All Designs are
Cast-in-Place

MAILBOXES



MLBX-R

25" x 18" x 55"
512 lbs.


Finish Options: B or C
Shown in: Dura Brite

MLBX

25" x 18" x 54"
450 lbs.

Finish Options: B or C
Shown in: Perma Stone
Patent #385-684

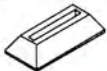
BIKE RACKS



BR-1

29" x 11" x 7"
115 lbs.

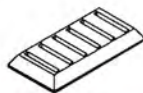
Finish Options: B or C
Shown in:
Light Brown LSB



BR-2

62" x 31" x 7"
575 lbs.


Finish Options: B or C
Shown in: Dura Brite



BR-3

62" x 31" x 19"
580 lbs.

Finish Options: B or C
Shown in: Perma Stone



CREATIVE
Recreational
SYSTEMS, INC.

Phone: (916) 638-5375

Fax: (916) 638-5427

P.O. Box 356, Folsom, CA 95763-0356

E-mail: play@creativesystems.com • Web: www.creativesystems.com

COLOR AND FINISHES

PRECAST CONCRETE OR GFRC, COLORS AND FINISHES

A - Smooth Finishes Available for Precast Concrete or GFRC



Sand Tan



Dove Gray



Lite Brown



Terra Cotta



Custom Snow White

B - Exposed Aggregate for Precast Concrete



Dura Brite



Perma Stone



Slate Stone



Sand Tan Etch



Gray Etch



Lite Brown Etch

C - Lite Sand Blasted Textures for Precast Concrete or GFRC



Sand Tan LSB



Gray LSB



Lite Brown LSB

METAL, POWDER COATING STANDARD COLORS:



Bay Fog



Aero Yellow



Burgundy 3009



Brown Derby



Rapid Tan III



Evergreen



Gray Mini-Tex



Bike Black



Little Red Wagon



Spartan Bronze



Pro Green II



Post Office Blue II

Note: Colors will vary slightly in brochure compared to actual product. Samples upon request.

